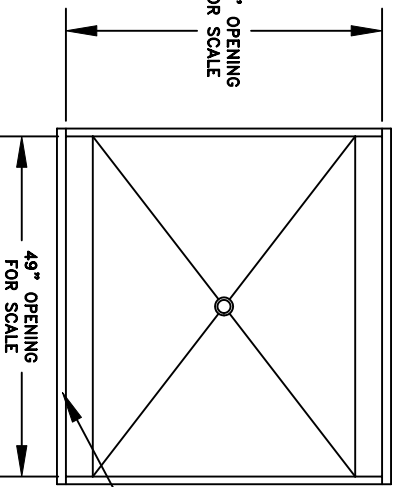
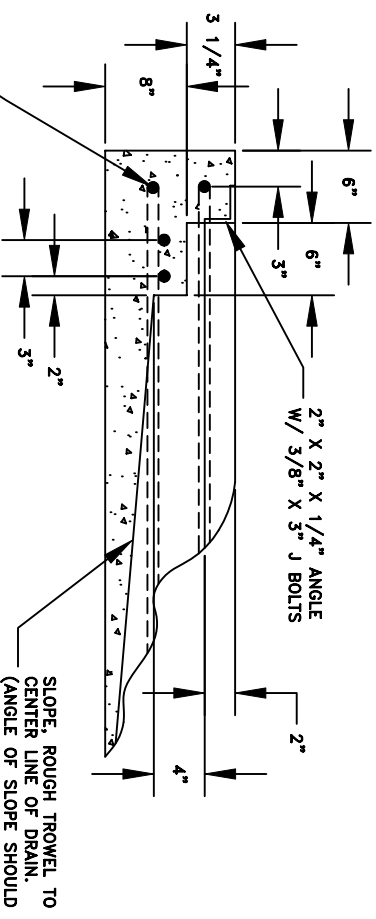


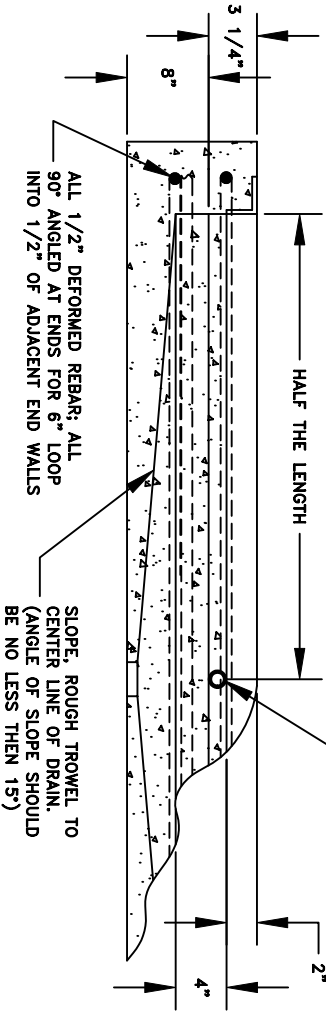
ISOMETRIC FINISHED VIEW



2" X 2" X 1/4" ANGLE
W/ 3/8" X 3" J BOLTS



SECTION "A-A"



SECTION "B-B"

THIS DRAWING IS FOR THE SOLE PURPOSE OF DIMENSIONAL INFO. THESE SPECIFICATIONS ARE FOR OPTIMAL PERFORMANCE OF THE FLOOR SCALE. EMERY WINSLOW IS NOT RESPONSIBLE FOR FAILURES TO PRODUCTS IF SPECS ARE ALTERED. THIS DRAWING IS CERTIFIED BY THE DESIGNER AT THE TIME OF CREATION. THIS DRAWING SHOULD ONLY BE USED IF IT WAS ACQUIRED FROM AN EMERY WINSLOW OR PENNSYLVANIA SCALE DEALER.

THIS IS A COMPUTER GENERATED DRAWING DO NOT REVERSE MANUALLY. RETURN TO ENGINEERING FOR CHANGES.

PENNSYLVANIA 1042 NEW HOLLAND AVE. LANGCASTER, PENNSYLVANIA, 17601 610.263.5443 / FAX: 610.263.5430 A DIVISION OF: EMERY WINSLOW SCALE COMPANY 73 CORNWELL LANE, SEYMOUR, CT 06483		FIRSTWEIGH 1090 E. INDUSTRIAL DRIVE, ELKHART, IN 47924 800.537.3572 / FAX: 800.537.3549 A DIVISION OF: EMERY WINSLOW SCALE COMPANY 4550 NORTH 25TH STREET, TERRE HAUTE, IN 47605	
EMERY WINSLOW SCALE COMPANY TOLERANCES UNLESS OTHERWISE SPECIFIED THREE PLACE: +/- .005 FRACTIONS: +/- 1/64 TWO PLACE: +/- .015 ANGULAR: +/- 1 DEG. MATERIAL: SEE NOTES ABOVE		PIT FOUNDATION SPECIFICATIONS FOR 6600 SERIES SIZE: DRWN BY: TSF DATE: 5/28/2004 SCALE: N/A APPROV: DWG NO. 56263-4848-5K SHEET 1 OF 1	

FINISH: SEE NOTES ABOVE	DATE: 5/28/2004	SCALE: N/A	APPROV: DWG NO. 56263-4848-5K	SHEET 1 OF 1
THIS AUTOCAD DRAWING IS THE PROPERTY OF EMERY WINSLOW CO. AND SHOULD NOT BE MODIFIED OR CHANGED BY ANY ONE BUT EMERY WINSLOW				